

11.43



log no 7d

NURBURGRING

19 – 21 July 2019

From The Race Director Assistant

Date 21 July 2019

Driver/Team: 14 – 11 – 7 - 64

Time: From 10.14.17

Nature of incident: These trucks did not slow down in sector 3 under yellow flag

Yellow flag out @ T 13 (sector 3) (truck in gravel bed with Mobile crane & marshals on duty) @ →

Truck# 14 set 27.917 @ 10.14.39, best lap 1.56.682

Truck# 7 set 28.151 @ 10.14.48, best lap 1.57.673

Truck# 11 set 27.528 @ 10.15.37, best lap 1.55.234

Truck# 64 set 27.826 @ 10.16.38, not the best lap

I am referring this matter to the Stewards for their consideration.

Pierre Delettre
Race Director Assistant

No further action —
Stewards decision


21/7/19 / M40

34. INT. ADAC TRUCK GRAND PRIX

Nürburgring Sprint, length 3629 m

19. - 21. July 2019

FIA European Truck Racing Champion:



Race Control Report timed practice 2 (Q2),

DMSB -Reg.No.: 4ETRC- DEU12.07.2019

TIME	SNo	LOOP	LAP TIME	SEKTOR TIME	STATE
10:16:05.998	21	Sektor Time 1		1:02.949	
10:16:09.401	6	Pit In			
10:16:11.140	64	Sektor Time 2		30.708	
10:16:11.201	75	Finish Line	2:06.089	30.829	new best lap
10:16:16.640	14	Sektor Time 2		38.105	
10:16:17.411	6	Pit	2:45.067	1:03.955	
10:16:18.287	7	Sektor Time 2		30.749	
10:16:18.972	37	Sektor Time 2		30.948	
10:16:25.573	15	Sektor Time 1		1:13.752	
10:16:38.766	38	Sektor Time 1		1:21.059	
10:16:38.966	64	Finish Line	1:57.123	27.826	
10:16:42.684	22	Sektor Time 1		1:20.154	
10:16:44.925	21	Sektor Time 2		38.927	
10:16:46.883	7	Finish Line	1:58.619	28.596	
10:16:47.798	37	Finish Line	1:58.084	28.826	
10:16:54.827	14	Finish Line	2:15.052	38.187	

Seite 8

34. INT. ADAC TRUCK GRAND PRIX

Nürburgring Sprint, length 3629 m

19. - 21. July 2019

FIA European Truck Racing Champion




14.17.

Race Control Report timed practice 2 (Q2),

DMSB-Reg.No.: 4ETRC-DEU12.07.2019

TIME	SNo	LOOP	LAP TIME	SEKTOR TIME	STATE
10:14:05.112	75	Finish Line	2:06.805	30.728	new best lap
10:14:11.858	14	Sektor Time 2		30.462	X
10:14:11.956	15	Sektor Time 1		59.878	
10:14:13.881	64	Sektor Time 2		30.654	
10:14:17.940	38	Sektor Time 1		59.864	
10:14:20.113	7	Sektor Time 2		30.623	
10:14:21.511	37	Sektor Time 2		30.743	
10:14:22.898	22	Sektor Time 1		58.664	new best sector
10:14:30.784	6	Sektor Time 1		58.440	
10:14:35.153	21	Sektor Time 2		30.541	
10:14:39.541	11	Sektor Time 1		57.543	new best sector
10:14:39.775	14	Finish Line	1:56.682	27.917	new best lap X
10:14:41.843	64	Finish Line	1:57.293	27.962	
10:14:43.165	15	Sektor Time 2		31.209	
10:14:46.073	20	Sektor Time 1		58.846	new best sector
10:14:48.264	7	Finish Line	1:57.673	28.151	new best lap
10:14:48.767	38	Sektor Time 2		30.827	
10:14:49.714	37	Finish Line	1:57.534	28.203	new best lap
10:14:53.764	22	Sektor Time 2		30.866	
10:14:57.644	25	Sektor Time 1		1:02.293	new best sector
10:14:58.134	39	Sektor Time 1		1:02.104	
10:15:03.049	21	Finish Line	1:57.375	27.896	new best lap.
10:15:08.370	75	Sektor Time 1		1:03.258	new best sector
10:15:09.794	11	Sektor Time 2		30.253	
10:15:11.821	15	Finish Line	1:59.743	28.656	
10:15:13.456	6	Sektor Time 2		42.672	
10:15:16.610	20	Sektor Time 2		30.537	
10:15:17.707	38	Finish Line	1:59.631	28.940	
10:15:22.530	22	Finish Line	1:58.296	28.766	new best lap
10:15:28.828	25	Sektor Time 2		31.184	
10:15:29.612	39	Sektor Time 2		31.478	
10:15:37.322	11	Finish Line	1:55.324	27.528	new best lap
10:15:38.535	14	Sektor Time 1		58.760	
10:15:40.372	75	Sektor Time 2		32.002	
10:15:40.432	64	Sektor Time 1		58.589	
10:15:44.779	20	Finish Line	1:57.552	28.169	
10:15:47.538	7	Sektor Time 1		59.274	
10:15:48.024	37	Sektor Time 1		58.310	new best sector
10:15:58.365	25	Finish Line	2:03.014	29.537	new best lap
10:15:58.930	39	Finish Line	2:02.900	29.318	



34. INT. ADAC TRUCK GRAND PRIX

Nürburgring Sprint, length 3629 m

19. - 21. July 2019

FIA European Truck Racing Championship

Lap Analysis timed practice 2 (Q2),

FIA-Visa.No.: 4ETRC-DEU12.07.2019

1 Jochen HAHN , IVECO / DEU

Theoretische Bestzeit: 1:55.49

Lap	Time	S1	S2	S3	Lap	Time	S1	S2	S3
1	3:09.269		51.709	40.314	3	2:39.061	1:18.844	36.563	
2	1:55.490	57.413	30.059	28.018					

5 Norbert KISS , MERCEDES BENZ / HUN

Theoretische Bestzeit: 1:55.17

Lap	Time	S1	S2	S3	Lap	Time	S1	S2	S3
1	3:18.787		53.116	44.297	3	2:42.531	1:12.226	40.649	
2	1:55.175	57.369	30.264	27.542					

6 Anthony A.JANIEC , MAN / FRA

Theoretische Bestzeit: 1:56.38

Lap	Time	S1	S2	S3	Lap	Time	S1	S2	S3
1	3:50.990		1:03.282	54.414	3	2:45.679	1:17.099	48.510	40.070
2	1:56.388	58.045	30.463	27.880	4	2:45.067	58.440	42.672	

7 Jamie ANDERSON , MAN / GBR

Theoretische Bestzeit: 1:57.67

Lap	Time	S1	S2	S3	Lap	Time	S1	S2	S3
1	3:52.844		1:03.758	55.025	4	1:57.673	58.899	30.623	28.151
2	1:57.863	59.070	30.623	28.170	5	1:58.619	59.274	30.749	28.596
3	2:00.597	1:00.884	30.806	28.907					

9 Frantisek VOJTISEK , MAN / CZE

Theoretische Bestzeit: 1:59.38

Lap	Time	S1	S2	S3	Lap	Time	S1	S2	S3
1	4:44.432		1:39.389	51.176	2	1:59.382	59.666	30.758	28.958

11 Andre KURSIM , IVECO / DEU

Theoretische Bestzeit: 1:55.32

Lap	Time	S1	S2	S3	Lap	Time	S1	S2	S3
1	3:43.038		1:01.963		3	1:55.324	57.543	30.253	27.528
2	4:59.673	3:43.479	40.203	35.991					

14 José J.RODRIGUES , MAN / PRT

Theoretische Bestzeit: 1:56.63

Lap	Time	S1	S2	S3	Lap	Time	S1	S2	S3
1	3:32.671		1:01.859	41.418	4	1:56.682	58.303	30.462	27.917
2	1:56.742	58.275	30.445	28.022	5	2:15.052	58.760	38.105	38.187
3	2:14.393	1:06.687	36.328	31.378					

15 Erwin KLEINAGELVOORT , SCANIA / NLD

Theoretische Bestzeit: 1:59.35

Lap	Time	S1	S2	S3	Lap	Time	S1	S2	S3
1	4:12.810		1:08.731	1:05.516	3	1:59.544	59.801	31.125	28.618
2	2:00.437	1:00.550	30.934	28.953	4	1:59.743	59.878	31.209	28.656

20 Tèo CALVET , MAN / FRA

Theoretische Bestzeit: 1:57.33

Lap	Time	S1	S2	S3	Lap	Time	S1	S2	S3
1	4:28.477		1:25.815	55.830	3	2:21.967	1:05.724	40.455	35.788
2	1:57.496	59.005	30.366	28.125	4	1:57.552	58.846	30.537	28.169

21 Thomas ROBINEAU , MAN / FRA


Theoretische Bestzeit: 1:57.30

Lap	Time	S1	S2	S3	Lap	Time	S1	S2	S3
1	4:00.517		1:02.479	58.953	3	2:08.418	1:02.854	34.489	31.075
2	1:57.452	58.913	30.690	27.849	4	1:57.375	58.938	30.541	27.896

22 Oliver JANES , FREIGHTLINER / GBR

Theoretische Bestzeit: 1:58.23

Lap	Time	S1	S2	S3	Lap	Time	S1	S2	S3
1	4:08.387		1:07.631	1:03.335	3	2:17.362	1:10.383	34.142	32.837
2	1:59.198	59.249	31.244	28.705	4	1:58.296	58.664	30.866	28.766



34. INT. ADAC TRUCK GRAND PRIX

Nürburgring Sprint, length 3629 m

19. - 21. July 2019

FIA European Truck Racing Championship

Lap Analysis timed practice 2 (Q2),

FIA-Visa.No.: 4ETRC- DEU12.07.2019

23 Antonio ALBACETE , MAN / ESP

Theoretische Bestzeit: 1:55.49

Lap	Time	S1	S2	S3	Lap	Time	S1	S2	S3
1	3:14.885		53.218	41.492	3	2:32.037	1:12.312	36.883	
2	1:55.491	57.671	30.114	27.706					

25 Heinrich-Clemens HECKER , MAN / DEU


Theoretische Bestzeit: 2:02.98

Lap	Time	S1	S2	S3	Lap	Time	S1	S2	S3
1	4:35.421		1:28.644	58.812	3	2:16.776	1:14.392	32.875	29.509
2	2:03.867	1:02.619	31.682	29.566	4	2:03.014	1:02.292	31.184	29.537

27 Gerhard KÖRBER , IVECO / DEU

Theoretische Bestzeit: 1:56.00

Lap	Time	S1	S2	S3	Lap	Time	S1	S2	S3
1	3:47.306		1:03.175	52.109	3	2:58.977	1:19.382	47.549	
2	1:56.000	57.786	30.600	27.614					



34. INT. ADAC TRUCK GRAND PRIX

Nürburgring Sprint, length 3629 m

19. - 21. July 2019

FIA European Truck Racing Championship

Lap Analysis timed practice 2 (Q2),

FIA-Visa No.: 4ETRC-DEU12.07.2019

30 Sascha LENZ , MAN / DEU

Theoretische Bestzeit: 1:55.40

Lap	Time	S1	S2	S3	Lap	Time	S1	S2	S3
1	3:27.149		1:01.952	40.959	3	2:43.599	1:15.561	38.741	
2	1:55.408	57.764	30.306	27.338					

37 Terry GIBBON , MAN / GBR

Theoretische Bestzeit: 1:56.79

Lap	Time	S1	S2	S3	Lap	Time	S1	S2	S3
1	3:56.556		1:03.804	56.700	4	1:57.534	58.588	30.743	28.203
2	1:57.729	59.246	30.488	27.995	5	1:58.084	58.310	30.948	28.826
3	1:58.608	59.602	30.820	28.186					

38 José Eduardo Teixeir J.E.RODRIGUES , MAN / PRT

Theoretische Bestzeit: 1:58.84

Lap	Time	S1	S2	S3	Lap	Time	S1	S2	S3
1	4:19.855		1:18.379	58.305	3	2:00.087	1:00.026	31.066	28.995
2	1:58.847	59.317	30.827	28.703	4	1:59.631	59.864	30.827	28.940

39 Franck CONTI , VOLVO / FRA

Theoretische Bestzeit: 2:01.64

Lap	Time	S1	S2	S3	Lap	Time	S1	S2	S3
1	4:48.647		1:43.121	50.601	3	2:06.456	1:04.096	33.076	29.284
2	2:01.640	1:01.290	31.126	29.224	4	2:02.900	1:02.104	31.478	29.318

44 Stephanie HALM , IVECO / DEU

Theoretische Bestzeit: 1:55.53

Lap	Time	S1	S2	S3	Lap	Time	S1	S2	S3
1	3:11.791		52.387	40.185	3	2:54.412	1:20.949	40.831	
2	1:55.533	57.646	30.076	27.811					

55 Adam LACKO , FREIGHTLINER / CZE

Theoretische Bestzeit: 1:55.64

Lap	Time	S1	S2	S3	Lap	Time	S1	S2	S3
1	3:24.517		1:00.894	41.195	3	2:26.727	1:09.763	34.388	
2	1:55.647	57.528	30.319	27.800					

64 Luis RECUENCO , MAN / ESP

Theoretische Bestzeit: 1:56.73

Lap	Time	S1	S2	S3	Lap	Time	S1	S2	S3
1	3:35.257		1:01.750	43.013	4	1:57.293	58.677	30.654	27.962
2	1:56.740	58.369	30.541	27.830	5	1:57.123	58.589	30.708	27.826
3	2:13.266	1:04.779	36.881	31.606					

75 Jennifer J.JANIEC , MAN / FRA

Theoretische Bestzeit: 2:05.98

Lap	Time	S1	S2	S3	Lap	Time	S1	S2	S3
1	4:50.878		1:44.008	51.192	3	2:06.805	1:03.599	32.478	30.728
2	2:08.142	1:04.707	32.386	31.049	4	2:06.089	1:03.250	32.002	30.829

77 Rene REINERT , IVECO / DEU

Theoretische Bestzeit: 1:55.50

Lap	Time	S1	S2	S3	Lap	Time	S1	S2	S3
1	3:29.302		1:01.681	41.834	3	2:49.502	1:17.372	39.609	
2	1:55.503	57.597	30.342	27.564					